

초급영어

Freshman English 1

Andrew Finch

This book offers an integrated, learner-centered, task-based approach to the development of practical English skills. It helps students learn how to speak and write in English clearly, logically and politely, expressing their own feelings, ideas and opinions, while respecting those of other people.



KNU PRESS

Writing assignment

Writing an e-mail to the teacher

Write an e-mail to one of your professors in your major. Introduce yourself and ask him/her if he/she would be your advisor for an undergraduate research project. Look at the guidelines on pages 7, 8, and 10 and check the tips above.



The image shows a screenshot of an email composition window. At the top, there are two input fields: "To" and "Subject". Below these fields, there are two checkboxes: "Receipt On Read" and "Receipt On Delivery", both of which are currently unchecked. Below the checkboxes, there is a row of buttons: "Attach a file", "Cc", "Bcc", "Signature", "Addresses", "Save Draft", "Send", and "Check Spelling". The main body of the email is a large, empty text area. On the right side of the text area, there is a vertical scrollbar. At the bottom right corner of the window, there are two small arrows pointing up and down, indicating a scrollable area.

Writing skills Brainstorming

Before we start writing a paragraph, we need to find ideas. Brainstorming is a great way of doing this. We simply write down all the ideas as we think of them. Any ideas are OK.

Let's do some brainstorming now and prepare for the writing practice on page 22 and the assignment on page 23.



Choose one of these topics

Related to your major

- 1) Major achievements
- 2) Prominent researchers and their accomplishments
- 3) What you like/enjoy about your major

creativity hope faith challenge
honor health change trust
honesty



Now brainstorm your topic together. Write any ideas that come to you.



Writing practice : Brainstorming, outlining, first draft



Choose one of these titles for your description paragraph:

Related to your major



1) A prominent researcher 2) A major discovery

3) What I would like to accomplish

4) _____

(topic related to your major)

Brainstorm about your topic and make a mind map (see page 26) of your ideas.



Writing practice - Brainstorming, outlining and first draft



Choose one of these titles for your order of importance paragraph:

1) Qualities of a researcher 2) 3 important discoveries 3) _____ (topic related to your major)



Write the topic below (Main idea) and then brainstorm about your topic.

Next, make an outline for your paragraph (see page 37).

Main idea _____

First reason _____

Second reason _____

Third reason _____

Conclusion _____



Now write an order of importance paragraph about your topic.

Draft 1

Writing practice

Brainstorming, outlining and first draft



Choose one of these titles for your comparison paragraph:

- 1) Compare your major with another major
- 2) two prominent researchers from your major
- 3) Two discoveries/findings in your major
- 4) _____ (topic related to your major)

Brain storm the characteristics of the two things that you are comparing.
Next, outline the similarities and the differences



Next, compare your picture with your classmate's picture.



Similarities	Differences

Now write a comparison paragraph about your topic.

Draft 1

Writing practice *Brainstorming, outlining and first draft*



Choose one of these topics:

1) A Biography 2) My research/study day

3) My career goals 4) _____ (topic related to your major)

Brainstorm your ideas and organize the events.

Ideas	Sequence words	Events

Now write a time order paragraph about your topic.

	Draft 1
.....	
.....	
.....	
.....	
.....	
.....	
.....	
.....	

Peer-editing



Exchange books with a classmate. Edit your classmate's first draft using the Marking Code and the Paragraph Checklist on page 141. Return the book to your classmate and talk about your first drafts together.

Writing practice



Choose a topic for your paragraph.

Brainstorming, outlining and first draft

How to topic related to your major

Brainstorm your ideas, then choose the sequencing words and the action verbs.

Ideas

Sequencing words

Action verbs

Now write your 'how to' paragraph.

Draft 1

Writing practice

Brainstorming, outlining and first draft



Choose one of these topics:

1. A natural process (animal/insect life cycles, the water cycle, thunder, typhoons, the seasons, etc.)
2. A man-made process (making steel, making yogurt, making videos, going through airport immigration, etc.)

Brainstorm your ideas and put the process in sequence.

3) A cognitive process (composing music, writing poetry or literature, solving complex problems, social processes such as facial recognition or language acquisition, etc.).



Now write your process paragraph.

Draft 1

Peer-editing



Exchange books with a classmate. Edit your classmate's first draft using the Marking Code and the Paragraph Checklist on page 95. Return the book to your classmate and talk about your first drafts together.

Writing practice



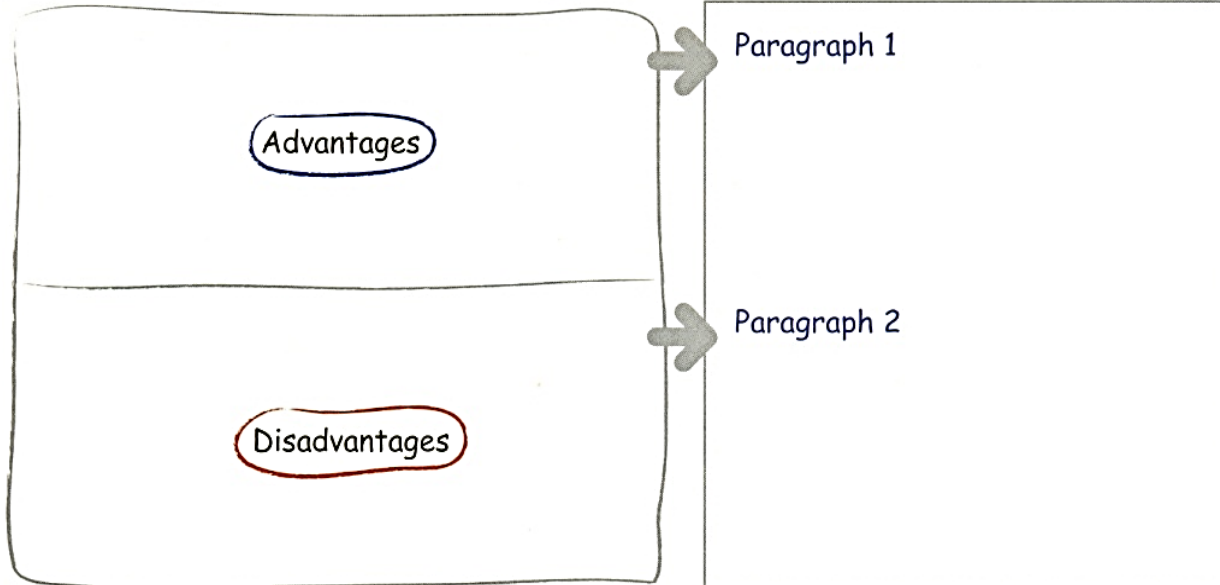
Choose one of these topics:

Brainstorming, outlining and first draft

1) Of majoring in your field 2) Jobs in your field

3) _____ (topic related to your major)

You are going to write about the advantages and disadvantages of your topic. First of all, brainstorm your ideas and make an outline of your essay (see page 105)



Now write your 2-paragraph essay. Use the 'Advantages and Disadvantages' words on page 144

Draft 1



Writing practice

Brainstorming, outlining and first draft



You are going to write an e-mail to the President of Korea, about an issue that is important to you. Choose one of these topics for your e-mail:

Any current issue related to your major



Now brainstorm the causes and effects that you are going to write about.

Causes	Effects



Write your first draft. Use the 5 parts of an e-mail and formal language (► Unit 1).

and the 'cause and effect' words on the next page (also see page 146)

To	
Subject	
Attach a file	Receipt On Read : <input type="checkbox"/> Receipt On Delivery : <input type="checkbox"/>
Cc	Bcc
Signature	Addresses
Save Draft	Send
Check Spelling	
Draft 1	
<hr/> <hr/> <hr/> <hr/> <hr/> <hr/> <hr/> <hr/> <hr/> <hr/>	

Presentations *Choosing a topic*




Your group will give a presentation in a few weeks, so you need to choose your topic. Here are some suggestions. You can also choose your own topic.

Make a presentation about famous/prominent researchers in your major. Find interesting data about their lives both personal and professional and the discoveries they made.

If you can't explain it **simply**, you don't understand it well enough.

- Albert Einstein



Make a presentation about the opportunities your major will provide you. Find interesting data about your major and the different jobs you can work in the future.



Make a presentation comparing two different majors. Find out how they are different and the same, and what opportunities are afforded by each.

CHOOSING A MAJOR



Make a presentation how you and your major can change the world, Korea, and society (for example, technology, government policies, environment, conservation, disease, poverty, civil war, global financial crisis, foreign aid, food and agriculture, global warming, etc.).



Freshman English 1 – Writing Activities for Units 1-10

Below are writing activities for the 10 units within Freshman English 1. In order for these activities to be accomplished (primarily as their homework), the students can start to build a framework through pair or group activities done in class.

Unit 1 – ‘This is Me’: Within their e-mail to the teacher, the students cannot only introduce themselves, but also their major. They can briefly describe what their major involves and why they chose it.

Unit 2 – ‘My World’: The students can think in greater detail about their major and how it will affect their future (career and lifestyle). They can also look at how their major might/will affect everyone in the future. For example, if a student’s major is Bioscience, they can look at potential future developments and how they may help/affect the population.

Unit 3 – ‘My Feelings’: One of the options is to write about someone the students admire. This individual can be related to their major. The students can talk about not only this person’s achievements, but also why this individual is personal/special to them. There is also the option for the students to write their own idea, so it could be about a technology or medical advancement, for example, depending on their major (though this option is the writing activity in Unit 6).

Unit 4 – ‘My Learning’: As the students have already spoken about their major, perhaps it’s time to change things up. During the lesson time, the students can find a partner who has a different major to their own. The students can talk about why they chose their major, how they think it will help them in the future, and how it may help others in the future. The students can then write about their partner’s major.

Unit 5 – ‘Festival Time’: The students can write about the differences between two things related to their major. For example, if a student’s major is ‘English language’ they can describe the linguistic differences between English and Korean.

Unit 6 – ‘The Stuff of Legend’: The students can write about the history of a certain technology related to their technology. For example, if a student’s major is electronics, they can talk about the history of the iPhone and, if they wish, even talk about what its future may be.

Unit 7 - ‘In a Nutshell’: The students can make a simple guide about how to use a technology related to their major. For example, if a student’s major is music, they can talk about how to play and/or clean a certain instrument.

Unit 8 – ‘All for One’: The students can write about a specific process related to their major. For example, if a student’s major was Bioscience, they could write about the growth stages of a specific crop.

Unit 9 – ‘Technology’: The students can think of a theory or future technology related to their major and talk about its advantages and disadvantages. For example, if a student’s major was English, they could talk about the advantages and disadvantages of studying solely with native teachers.

Unit 10 – ‘Renewable Energy’: The students can think about an issue related to their major and how, by advancing their major, it will aid this issue. For example, if a student’s major is music, they could write about South Korea’s lack of culture in terms of classical music and ways this can be improved.

Freshman English 1 Writing Prompts

UNITS	PROMPT A	PROMPT B
Unit 1 Email	Write an <i>Email</i> to the teacher about your major. Describe why you chose this major. See pages 7, 8, 10 for help.	Write an <i>Email</i> to your teacher. Introduce yourself and explain how you expect English will be important in your major. See pages 7, 8, 10 for help.
Unit 2 Listing Paragraph	Write a <i>Listing Paragraph</i> describing three or more reasons why your major will serve society. See pages 19, 20 for help.	Write a <i>Listing Paragraph</i> about three or more different ways in which your major is significant to you. See pages 19, 20 for help.
Unit 3 Descriptive Paragraph	Write a <i>Descriptive Paragraph</i> about an important person you have or will study about in your major. See pages 32, 33 for help.	Write a <i>Descriptive Paragraph</i> about an event, invention, or development that happened in your major. See pages 32, 33 for help.
Unit 4 Order of Importance Paragraph	Write an <i>Order of Importance Paragraph</i> about what skills you need to perform well in your future career. See page 45 for help.	Write an <i>Order of Importance Paragraph</i> about the most important to least important methods you use for studying. See page 45 for help.
Unit 5 Comparison Paragraph	Write a <i>Comparison Paragraph</i> comparing two well-known people who have made significant contributions to your major. See pages 56, 57 for help.	Write a <i>Comparison Paragraph</i> comparing your major with another major. See pages 56, 57 for help.
Unit 6 Time Order Paragraph	Write a <i>Time Order Paragraph</i> about the steps you need to accomplish a task or something related to your major. See pages 68, 69 for help.	Write a <i>Time Order Paragraph</i> about what you will do in order to have a career in your dream job. See pages 68, 69 for help.
Unit 7 How-to Paragraph	Write a <i>How-to Paragraph</i> about a process of something related to your major. (ex: How to make, cook, draw, etc.) See pages 80, 81 for help.	Write a <i>How-to Paragraph</i> for how a person can improve their skills in your major (and future career). See pages 80, 81 for help.
Unit 8 The Process Paragraph	Write a <i>Process Paragraph</i> about the process of how a well known person in your major accomplished their goals. See pages 92, 93 for help.	Write a <i>Process Paragraph</i> about what you can do to prepare for an exam or important project. See pages 92, 93 for help.
Unit 9 Advantages / Disadvantages Paragraph	Write an <i>Advantages / Disadvantages Paragraph</i> about using technology in the classroom. See page 105 for help.	Write an <i>Advantages / Disadvantages Paragraph</i> about a study habit you use to prepare for an exam or project. See page 105 for help.
Unit 10 Cause and Effect Paragraph	Write a <i>Cause and Effect Paragraph</i> about the pressure to earn good grades in all your classes. See pages 116, 117 for help.	Write a <i>Cause and Effect Paragraph</i> about why you chose your major. See pages 116, 117 for help.

Unit 1

Write an email to your professor introducing yourself and why you are studying your major

Unit 2

List 3 things you should do to be successful in your major studies at KNU

List 3 things you would like to accomplish with your major

Unit 3

Write a description paragraph describing an important person in your major/desired profession

Unit 4

In an order of importance paragraph discuss how to be successful in your future career

Unit 5

Compare 2 different jobs you can have with a degree in your major

Unit 7

Discuss how to get a job/internship in your major

Unit 9

Advantages and disadvantages of jobs in your major

Advantages and disadvantages of your dream job